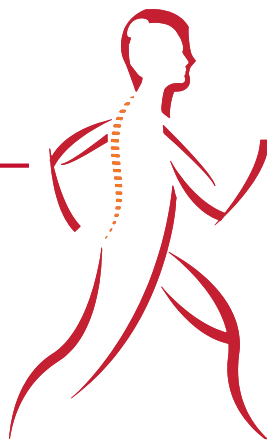


NYC



MISS

2024

Och Spine at NewYork-Presbyterian/Weill Cornell Medical Center

18th New York City MIS, Endoscopy, Robotics, 3D Navigation, Augmented Reality, VR, and AI Spine Symposium Case-based and hands-on

COURSE DIRECTORS



Roger Härtl, MD

Hansen-MacDonald Professor of Neurological Surgery, Weill Cornell Medicine
Director, Och Spine at NewYork-Presbyterian at the Weill Cornell Medicine Center for Comprehensive Spine Care



Luiz Pimenta, MD, PhD

Attending Neurosurgeon
University of California, San Diego Neurospine Surgery
Instituto de Patologia da Coluna
Sao Paulo, Brazil

December 13-14, 2024

Weill Cornell Medicine
1300 York Avenue
New York, NY 10065

Please join us for this annual must-attend course! Each December, NYC-MISS brings national and international practicing neurosurgeons and orthopedic spine surgeons, fellows, and residents in training to explore minimally invasive spinal surgery techniques and navigation for spinal surgery. The entire agenda is focused on teaching new operative skills and encouraging debate and discussion around MIS spine techniques. Combining didactic and case-based sessions with hands-on cadaveric dissections and learning on state-of-the-art simulation models, the course will equip participants with the skills they need to start utilizing these approaches in their own practices.

Register: nyc-miss.org

Questions? Email neurosurgery-subs@med.cornell.edu

The Must-Attend MISS Course of the Year

Learn the advanced techniques (with and without navigation) for the operative treatment of spinal disorders

Hear proponents and critics of MIS surgery discuss and debate MIS approaches

Acquire skills essential in selecting appropriate patients

Practice the latest techniques, including spinal navigation, using cadavers and high-tech models.



Weill Cornell Medicine

PROVIDING WORLD-CLASS CARE WITH  **NewYork-Presbyterian**

Friday, December 13, 2024

7:30 am Please join us in Griffis Faculty Club for breakfast, coffee, and exhibits

7:50 am Welcome (Uris Auditorium)

Roger Härtl, MD, and Luiz Pimenta, MD, PhD

**UPDATES IN MISS** URIS AUDITORIUM

MODERATORS: ROGER HÄRTL, MD, AND IBRAHIM HUSSAIN, MD

Time	Topic	Faculty
8:00 am	Evolution of MIS Deformity Surgery	Neel Anand, MD
8:15 am	Prone Transposas Lateral Interbody Fusion (PTP)	Luiz Pimenta, MD, PhD
8:30 am	Navigation in Spine Surgery	Roger Härtl, MD
8:45 am	Role of Endoscopy in Spine Surgery	Christoph Hofstetter, MD
9:00 am	Thoracic Disc Herniation: Tubular or Endoscopic?	Juan Uribe, MD
9:15 am	Robotics in MIS Spine Tumor Surgery	Ori Barzilai, MD

9:30 AM

COFFEE AND EXHIBITS GRIFFIS FACULTY CLUB**MASTER SERIES PART 1****MY PREFERRED SURGICAL STRATEGY (HOW AND WHY I DO THIS!)** URIS AUDITORIUM**GRADE I AND II LUMBAR SPONDYLOLISTHESIS**

MODERATORS: LUIZ PIMENTA, MD, PHD, AND IBRAHIM HUSSAIN, MD

10:00 am	Zeeshan Sardar, MD
10:15 am	Enrico Tessitore MD
10:30 am	Galal Elsayed, MD

10:45 AM

COFFEE AND EXHIBITS GRIFFIS FACULTY CLUB**DEGENERATIVE SCOLIOSIS**

MODERATORS: OSAMA KASHLAN, MD, AND ROGER HÄRTL, MD

11:15 am	Luis Pimenta, MD, PhD
11:30 am	Andrew Chan, MD
11:45 am	Luis Manuel Tumialán, MD

1- AND 2-LEVEL LUMBAR DECOMPRESSION

MODERATORS: GALAL ELSAYED, MD, AND ROGER HÄRTL, MD

12:00 pm	Osama Kashlan, MD
12:15 pm	Avelino Parajón, MD
12:30 pm	Xiaofeng Lian, MD

WORKING LUNCH: AUGMENTED REALITY SESSION GRIFFIS FACULTY CLUB

12:45 pm Presented by Surgical Theater

Moderators: Galal Elsayed, MD; Osama Kashlan, MD; Anthony CI, MBBS; and Mousa Hamad, MD

**MISS ENABLING TECHNOLOGIES** URIS AUDITORIUM

MODERATOR: GALAL ELSAYED, MD

1:45 pm	Augmented Reality-Guided 10-Step TLIF	Roger Hartl, MD
2:00pm	Spatial Computing: An Integrative Medium in Spine Surgery	Edward Andrews, MD
2:15 pm	Augmented Reality: Where We Are, What's Coming Next	Frank Phillips, MD
2:30 pm	Fluoro-Based Navigation	Muhammad Abd-El-Barr, MD, PhD
2:45 pm	Future Horizons in Spatial Computing	Galal Elsayed, MD

3:00 pm

COFFEE AND EXHIBITS GRIFFIS FACULTY CLUB

SESSION IV

SOCRATIC BATTLE URIS AUDITORIUM

MODERATOR: LUIZ PIMENTA, MD, PHD

3:30 pm	Tubes!	Roger Härtl, MD
3:45 pm	Endoscopes!	Choll Kim, MD
4:00 pm	Q&A	

SESSION V

MASTER SERIES PART 2: HOW WOULD YOU DO THIS? URIS AUDITORIUM**1- TO 3-LEVEL CERVICAL DEGENERATIVE DISEASE**

MODERATORS: ROGER HÄRTL, MD, AND IBRAHIM HUSSAIN, MD

4:15 pm		Jesús Lafuente, MD
4:30 pm		J Patrick Johnson, MD
4:45 pm		Michael Virk, MD, PhD

WRAPUP

FINAL TALKS

5:00 pm	Defining the Value of Disruptive Technologies	Juan Uribe, MD
5:15 pm	How to Build a Career in MIS and Balance Your Life	Michael Wang, MD
5:30 pm	Lifestyle Medicine: When will spine surgery become lifestyle surgery?	Roger Härtl, MD
5:45 pm	Disc Arthroplasty in Athletes	Robert Watkins, MD
6:00 pm	Multicenter Trial for Minimally Invasive Posterior Cervical Fusion	Joshua Heller, MD, MBA
6:15 pm	Closing Remarks and Lecture Evaluations	Roger Härtl, MD, and Luiz Pimenta, MD, PhD

DAY 2

Saturday, December 14, 2024

7:30 am Registration and Breakfast: Please join us in Griffis Faculty Club for breakfast and coffee, then proceed to Anatomy Lab (Basement level, Room A001)



SESSION VI

TECHNIQUES AND HANDS-ON LAB

7:45 am	Lab Overview/Instructions	Roger Härtl, MD
8:00 am	Surgical Demonstration and Lab Dissection	All faculty

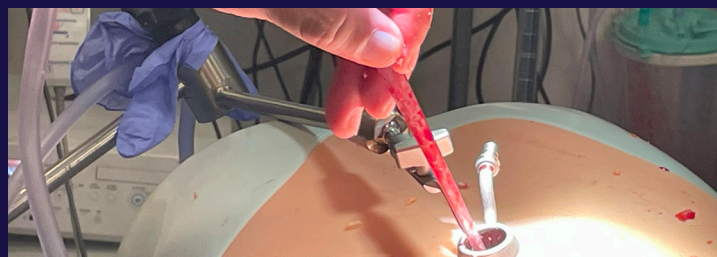
Coffee and refreshments will be available outside the lab

WORKING LUNCH: AUGMENTED REALITY SESSION GRIFFIS FACULTY CLUB

2:00 pm Presented by TBD
Moderators: Galal Elsayed, MD; Osama Kashlan, MD; Anthony CI, MBBS; and Mousa Hamad, MD

**END OF COURSE WRAP-UP**

3:30 pm	Closing Remarks, Course Evaluation, Adjourn	Roger Härtl, MD
---------	---	-----------------

Don't Miss Our Summer Master Class

Our new August master class has been a tremendous success since its debut in 2023. We have focused on the specifics of minimally invasive spine surgery, teaching the fundamentals of decompressions using tubular techniques as well as repairing CSF leaks using minimally invasive approaches. Strictly limited enrollment guarantees personal attention and instruction in our state-of-the-art neurosurgical training lab, using advanced spine models that simulate actual pathologies. The course has sold out quickly in the past, so please visit nyc-miss.org to join our mailing list to be notified when a course opens for registration.

Note: This course is not accredited for CME.

Questions? Email neurosurgery-subst@med.cornell.edu

Fees and Registration: Lecture Only or Lecture + Hands-on Lab Course

Lecture Series + Hands-on Laboratory Dissection

Practicing Neurosurgeons, Orthopedic Spine Surgeons, Other MDs: \$2,500

Residents/PAs/Fellows (in training): \$1,250

Lectures Only (no access to lab)

Practicing Neurosurgeons, Orthopedic Spine Surgeons, Other MDs: \$750

Residents/Fellows (in training): \$400

APPs (NPs, PAs, RNs, other clinical): \$250

There is a 20% discount for registrations received by November 8, 2024

Discounts available for NYP-affiliated staff; email neurosurgery-cme@med.cornell.edu for promo code.

Register at nyc-miss.org

Can't register online? Email neurosurgery-cme@med.cornell.edu for offline registration information. All registrations must be paid in advance.

REFUND POLICY

An administrative fee will be retained on all cancellations. All refund requests must be in writing and must be made by November 15, 2024. After this date, no refunds are possible.

Please note this course is NOT available online; there is no streaming option.

SUMMARY

This unique annual course provides a comprehensive overview of new and less invasive techniques with and without stereotactic navigation for the operative treatment of spinal disorders. Proponents and critics of MIS surgery will discuss the pros and cons of MIS approaches, establishing the skills essential in selecting appropriate patients for MIS surgery. Practical sessions will allow the participant to apply the latest spinal techniques, including spinal navigation, both in cadavers and in state-of-the-art simulator models. Combining didactic and case-based sessions with hands-on cadaveric dissections, the course will equip participants with the skills they need to start utilizing these approaches in their own practices. Participants will have an opportunity to discuss difficult cases with the faculty during the Q&A and case presentation sessions. We will discuss in detail the six "T's" of MIS surgery.

PRACTICE GAPS

Minimally invasive spinal surgery techniques and navigation for spinal surgery are rapidly evolving. This course will teach and update spine surgeons on the current surgical techniques and will provide up-close views of advanced new techniques. Traditional spinal surgery carries a risk for injury to back muscles and is associated with significant blood loss, long hospital stays, and extended recovery times. Recent reports on less invasive spinal surgery indicate that minimally invasive spinal surgery reduces these downsides. Minimally invasive surgery and navigation are rapidly evolving and include technically demanding techniques that require extensive training and education.

EDUCATIONAL OBJECTIVES

It is intended that this course will lead to improved patient care, including improvements in knowledge, competence, or performance. At the conclusion of this activity, participants should be able to:

- Identify the anatomy and radiology of spinal and paraspinal structures
- Determine which types of pathology are amenable to minimally invasive spinal surgery
- Be familiar with state-of-the-art minimally invasive surgery used in these approaches
- Recognize the principles of stereotactic spinal navigation and its use for minimally invasive spinal procedures
- Debate on the pros and cons of MIS approaches and election of patients for MIS surgery

THIS COURSE IS NOT ACCREDITED FOR CONTINUING MEDICAL EDUCATION (CME) CREDIT

The 6 T's of Minimally Invasive Spine Surgery

Target:	appropriate patient and procedure selection
Technology:	specialized technology that enables or facilitates MISS
Technique:	surgical skills and perioperative techniques and procedures
Training:	adequate teaching of the surgeon and collaborating team
Testing:	critical review and testing of surgical outcomes (research)
Talent:	development of surgical talent

Target Audience

National/ International

Designed for practicing neurosurgeons and orthopedic surgeons at any level, including residents, fellows, and early-career as well as more advanced spine specialists who would like to gain experience and develop expertise on the latest minimally invasive surgical tools and techniques. We welcome internal WCM, Columbia, and NYP providers as well as other specialty physicians from neurology, neurological surgery, general surgery, and orthopedics at private practices, clinical sites, and academic institutions worldwide.

**register:
nyc-miss.org**

Be the first to know about future spine courses

Scan this code to sign up for our mailing list. We'll notify you about upcoming courses as they open for registration.



NYC-MISS 2024 Course Faculty

COURSE DIRECTORS

Roger Härtl, MD

Hansen-MacDonald Professor of Neurological Surgery
Weill Cornell Medicine
Neurosurgical Director, Ochs Spine at NewYork-Presbyterian/Weill Cornell Medical Center

Luiz Pimenta, MD, PhD

Attending Neurosurgeon
University of California, San Diego Neurospine Surgery
Instituto de Patologia da Coluna, Sao Paulo, Brazil

FACULTY

Muhammad M. Abd-El-Barr, MD, PhD

Professor of Neurosurgery
Spine Fellowship Co-director
Duke University Medical Center

Neel Anand, MD

Professor of Orthopaedic Surgery
Medical Director, Minimally Invasive Spine Surgery
Spine Center, Cedars Sinai Medical Center

Edward Andrews, MD

Assistant Professor of Neurological Surgery
University of Pittsburgh Medical Center

Ori Barzilai, MD

Director of Minimally Invasive Spine Oncology
Memorial Sloan Kettering Cancer Center

Andrew Chan, MD

Assistant Professor of Neurological Surgery
Co-Director, Minimally Invasive Scoliosis Surgery
Director, Neurosurgical Spine Research
Ochs Spine at NewYork-Presbyterian/Columbia University Irving Medical Center

Dean Chou, MD

Professor and Chief of the Spine Division
Vice Chair, Department of Neurosurgery
Ochs Spine at NewYork-Presbyterian/Columbia University Irving Medical Center

Galal Elsayed, MD

Assistant Professor of Neurosurgery, Weill Cornell Medicine
Director of Quality, Ochs Spine at NewYork-Presbyterian Queens

Joshua Heller, MD, MBA

Associate Professor, Neurological Surgery and Orthopedic Surgery
Thomas Jefferson University, Philadelphia, Pennsylvania

Christoph Hofstetter, MD, PhD

Professor of Neurological Surgery
University of Washington Medical Center, Seattle

Ibrahim Hussain, MD

Assistant Professor of Neurosurgery
Ochs Spine at NewYork-Presbyterian/Weill Cornell Medical Center

J Patrick Johnson, MD, MS

Co-Medical Director, Cedars Sinai Spine Center
Vice Chair, Department of Neurosurgery
Cedars Sinai Medical Center

Osama Kashlan, MD

Associate Professor of Neurological Surgery
Weill Cornell Medicine
NewYork-Presbyterian Brooklyn Methodist

Choll Kim, MD, PhD

Orthopaedic Spine Surgeon
Excel Spine Center
UCSD Medical Center East Campus

Jesus Lafuente, MD

Spine Surgeon
Barcelona Spine Institute

Xiaofeng Lian, MD, PhD

Professor of Orthopedics
Director, Minimally Invasive Spine Surgery Center
Director, Spine Surgery
Shanghai 6th People's Hospital, Shanghai Jiaotong University

Avelino Parajón, MD

Chief of Spine Section Neurosurgery
Hospital Universitario Ramón y Cajal, Madrid

Frank Phillips, MD

Ronald DeWald Endowed Professor of Spinal Deformities
Director, Division of Spine Surgery
Fellowship Co-Director, Spine Surgery
Rush University Medical Center

Zeeshan Sardar, MD, MSc

Associate Professor of Orthopedic Surgery
Medical Director, Spine Unit
Ochs Spine at NewYork-Presbyterian/Allen Hospital

Enrico Tessitore, MD

Associate Professor and Vice Chair
Department of Neurological Surgery
Geneva University Hospitals
Geneva, Switzerland.

Luis Manuel Tumialán, MD

Professor of Neurological Surgery
Barrow Brain and Spine

Juan Uribe, MD

Professor and Vice Chair, Department of Neurological Surgery
Chief Division of Spinal Disorders
Volker K. H. Sonntag Chair of Spine Research
Barrow Neurological Institute

Michael Virk, MD, PhD

Assistant Professor of Neurological Surgery
Ochs Spine at NewYork-Presbyterian/Weill Cornell Medical Center

Michael Wang, MD, MBA

Professor, Neurological Surgery & Rehab Medicine
Spine Fellowship Director
Chief of Neurosurgery
University of Miami Miller School of Medicine

Robert Watkins, MD

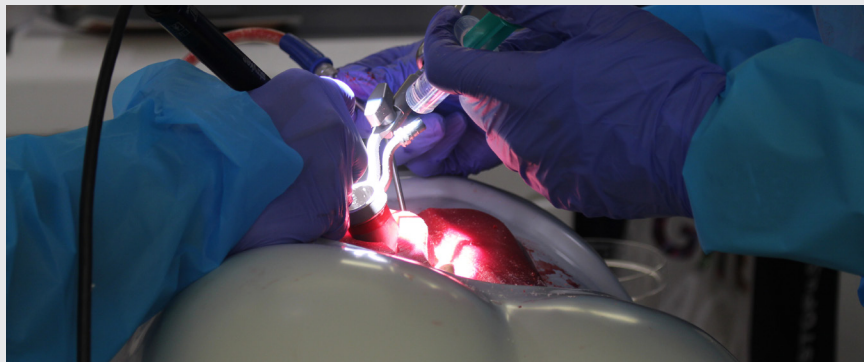
Orthopedic Spine Surgeon
Co-Director, Watkins Spine
Marina del Rey, California

WHAT TO EXPECT AT NYC-MISS

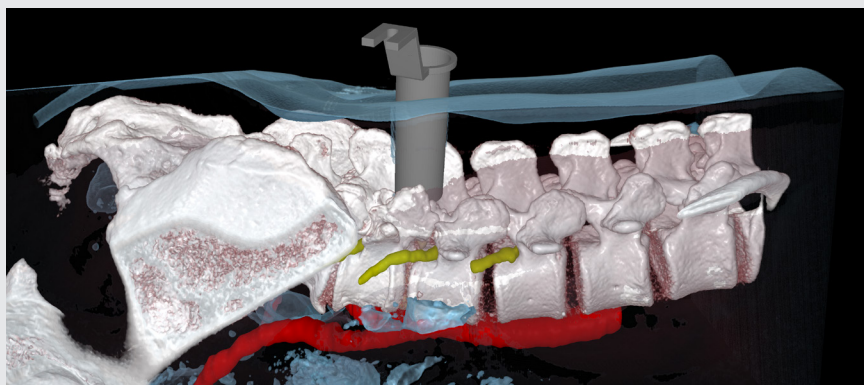
PERSONAL INSTRUCTION FROM
INTERNATIONAL EXPERTS



TRAINING AND PRACTICE ON HIGH-TECH SIMULATORS



HANDS-ON TIME WITH VIRTUAL/AUGMENTED REALITY



Courtesy Surgical Theater

WITH THANKS TO OUR SUPPORTERS:

Acuity Surgical
ATEC Spine
Baxter
Bioventus
Brainlab
Elliquence
Globus Medical
Johnson & Johnson MedTech
Joimax
Mainstay Medical
Medtronic
Providence
Spinal Elements
Spineology
Stryker
Surgical Theater

Did you ever wonder...

What's the latest technology in minimally invasive spine surgery?

Are robots helpful in spine surgery?

What is the role of augmented reality in spine surgery?

Do endoscopic techniques work in spine surgery?



Weill Cornell Medicine

PROVIDING WORLD-CLASS CARE WITH  **NewYork-Presbyterian**